

COLLECTIBLE PUZZLEHEADS

Rubik's  
CREW



TRANSFORMERS  
OPTIMUS PRIME®\*

### CONTENTS

Rubik's® Crew Optimus Prime®\* 2x2  
Puzzlehead with display stand body

AGES 8+

1 PLAYER  
C2096

### MEET THE RUBIK'S® CREW!

With the Rubik's® Crew 2x2 Puzzlehead, your favorite characters take shape before your eyes — one piece at a time!

The Rubik's® Crew Puzzlehead divides in half three ways: horizontally, vertically from left to right, and vertically from front to back.

This means there are six different halves: top, bottom, left, right, front, and back.

Each half can be turned independently. Try it to jumble the puzzle.

There are two kinds of turn:

- A **quarter-twist** rotates one half of the puzzle 90° clockwise or counterclockwise.
- A **half-twist** rotates one half of the puzzle 180°.



Vertical  
Quarter-Twist



Vertical  
Half-Twist




Horizontal  
Quarter-Twist



Horizontal  
Half-Twist

Once you start twisting, it's easy to mix up the puzzle,  
but it can always be put right again!


SIDE



BACK




SIDE



TOP



BOTTOM



ASSEMBLED  
FRONT



## SOLVING THE RUBIK'S® CREW

Try to solve the puzzle by completing the Top Half of Optimus Prime®\* first. This is the easiest solution.

With the correct sequence of twists, you can then complete the Bottom Half without disturbing the top. These hints will help you find the answer.

1. Gently remove the puzzle from the display stand body, mix it up, and select either of the front top pieces of the face as your starting point. This keeps the head right-side up so it's easier to see what you are doing.
2. Turn the puzzle so the piece is in its correct position, either top right or top left. Then find the other Top Half face piece and twist it into place. Twist the other two pieces to finish the Top Half of the head.
3. Flip the puzzle to check the base. Then try to align the hole in the center.
4. Twist the remaining Bottom Half pieces into place to complete the puzzle.

**Don't get discouraged. There's always a way to solve the Rubik's® Crew!**

### Consumer contact:

USA and Canada: Hasbro Games, Consumer Affairs Dept., P.O. Box 200, Pawtucket, RI 02861-1059 USA. TEL. 800-255-5516.

Hasbro Australia Ltd., Level 4, 67-71 Epping Rd, Macquarie Park, NSW 2113, Australia. TEL. 1300 138 697.

Hasbro NZ (a branch of Hasbro Australia Ltd.), 221 Albany Highway, Auckland, New Zealand. TEL. 0508 828 200.

Rubik's® Used under license Rubik's Brand Ltd. All rights reserved. [www.rubiks.com](http://www.rubiks.com)

Manufactured for and distributed by Hasbro. HASBRO GAMING and its logo are trademarks of Hasbro. ®\* and/or TM\* & © 2016 Hasbro, Pawtucket, RI 02861-1059 USA. All Rights Reserved. TM & © denote U.S. Trademarks.

Colors and parts may vary from those pictured. Please retain this information for future reference.

**MADE IN CHINA.**

**HASBROGAMING.COM**

